

Air DHP60 5BB

260W-295W

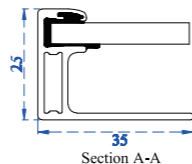
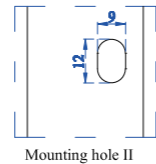
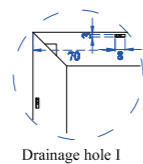
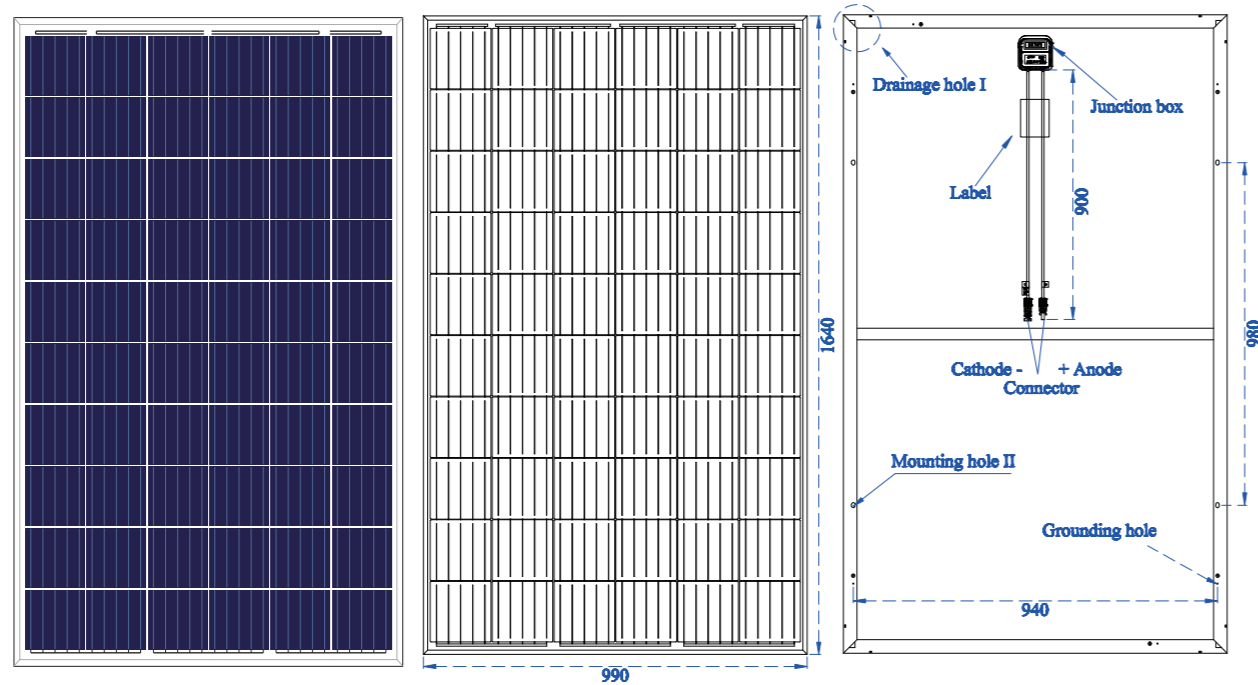
Poly crystalline PV Module



Lighter weight , lower roof load
Easy to operate, roof load-bearing reduced by 17%

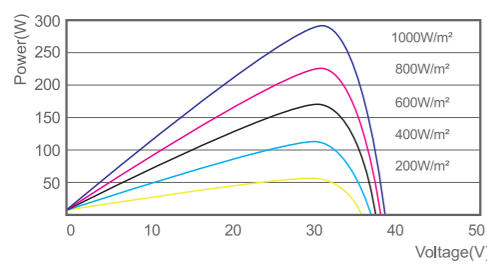


Higher efficiency , lower shipping cost
More compact size, increase module efficiency and the packing density, reduce transportation cost by 25% -30%

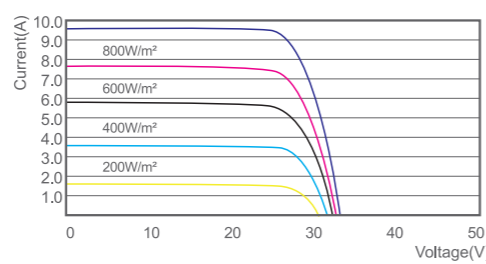


Function parameter

PV Curve (295W)



IV Curve (295W)



Mechanical Specification

Cells Type	Poly156.75×156.75mm
Weight	15.6kg
Dimension (L×W×T)	1640×990×25mm
Output Cables	TUV, Length900mm, 4.0mm ²
No.of Cells	60 (6×10)
Front Glass	2.5mm High Transmission,Low Iron Tempered Glass
Frame	Anodised Aluminium
Junction box	IP67, 3 Bypass Diodes
Connector	MC4 or MC4 Compactible

Packing Configuration

Container	20GP	40GP	40HC
PCS per pallet	40	40	40
PLT per container	14	28	28
PCS per container	530	1120	1232

Operating Parameters

Maximum system voltage	DC1000V
Operating Temperature(C)	-40 ~ +85 C
Maximum series fuse rating	15A
Snow load,frontside	5400Pa
Wind load, backside	2400Pa
Nominal operating cell temperature (NOCT)	45 C ±2 C
Application level	Class A

Electrical Characteristics (Standard Test Conditions)

Module Type	DHP60-260	DHP60-265	DHP60-270	DHP60-275	DHP60-280	DHP60-285	DHP60-290	DHP60-295
Maximum Power(Pmax)	260W	265W	270W	275W	280W	285W	290W	295W
Open-circuit Voltage (Voc)	38.1V	38.3V	37.9V	38.5V	38.7V	38.8V	39.0V	39.2V
Maximum Power Voltage (Vmp)	30.6V	30.8V	30.9V	31.1V	31.4V	31.6V	31.8V	32.1V
Short-circuit Current (Isc)	9.01A	9.10A	9.22A	9.25A	9.34A	9.48A	9.63A	9.77A
Maximum Power Current(Imp)	8.57A	8.70A	8.83A	8.96A	8.92A	9.02A	9.20A	9.19A
Module Efficiency(%)	16.01%	16.32%	16.63%	16.94%	17.25%	17.55%	17.86%	18.17%
Power Tolerance	0 ~ +5W							
Temperature Coefficient of Isc	0.05%/C							
Temperature Coefficient of Voc	-0.32%/C							
Temperature Coefficient of Pmax	-0.41%/C							
Standard Test Environment	Irradiance 1000w/m ² , Ambient temperature 25 C, Spectrum AM1.5							

Electrical Characteristics (Noct)

Module Type	DHP60-260	DHP60-265	DHP60-270	DHP60-275	DHP60-280	DHP60-285	DHP60-290	DHP60-295
Maximum Power(Pmax)	194W	197W	200W	204W	208W	211W	215W	219W
Open-circuit Voltage (Voc)	35.4V	35.5V	35.6V	35.7V	35.8V	36.0V	36.2V	36.4V
Maximum Power Voltage (Vmp)	28.5V	28.6V	28.7V	28.9V	29.2V	29.3V	29.4V	29.5V
Short-circuit Current (Isc)	7.29A	7.35A	7.41A	7.47A	7.55A	7.64A	7.76A	7.83A
Maximum Power Current(Imp)	6.81A	6.89A	6.97A	7.06A	7.12A	7.21A	7.31A	7.43A
Standard Test Environment	Irradiance 800w/m ² , Ambient temperature 20 C, Spectrum AM1.5, Wind speed 1m/s							

