

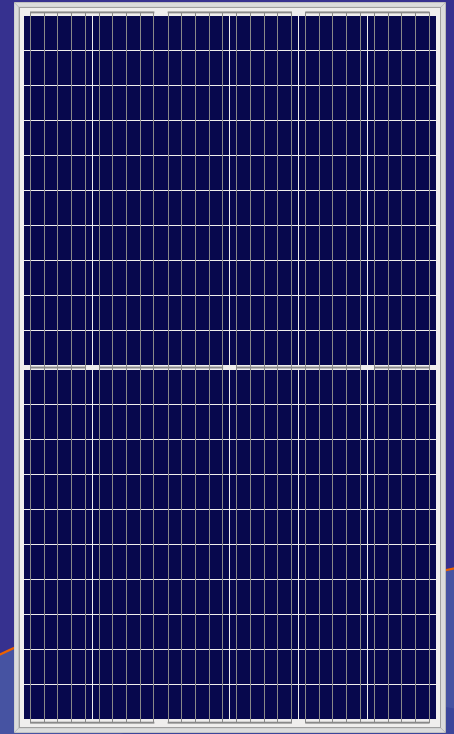
Half-Cell High Efficiency PV Module

Poly

HCP60

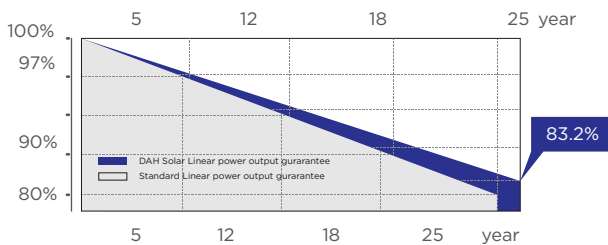
280W-290W

Half-cells module is spliced from the entire cells and then connected in series. In order to ensure the same overall output voltage and current as regular modules, half-cell modules are generally designed in series and parallel configurations, which is equivalent to two small modules connected in parallel. The structure is tempered glass, EVA and backsheets for packaging, and generally adopts three-part junction box.



QUALITY GUARANTEE

LINEAR POWER OUTPUT GUARANTEE









10 years 10-year material & technology warranty

25 years 25-year linear power output warranty

0~+5W
Positive Tolerance

17.44%
Max Module Eff.(%)

PRODUCT PERFORMANCE ADVANTAGE

-  Excellent space utilization performance, increasing power density effectively and reducing costs
-  Reducing the temperature of the solar module hot spot battery above 20°C ,to ensure system stability and reliability
-  Reducing the operating temperature of the solar module by 1-2°C effectively , reducing the generation of hot spots
-  Lower temperature coefficient, zero depth reflection increasing
-  Reuse of defective cells to reduce production costs
-  Reducing the loss of current mismatch and resistance



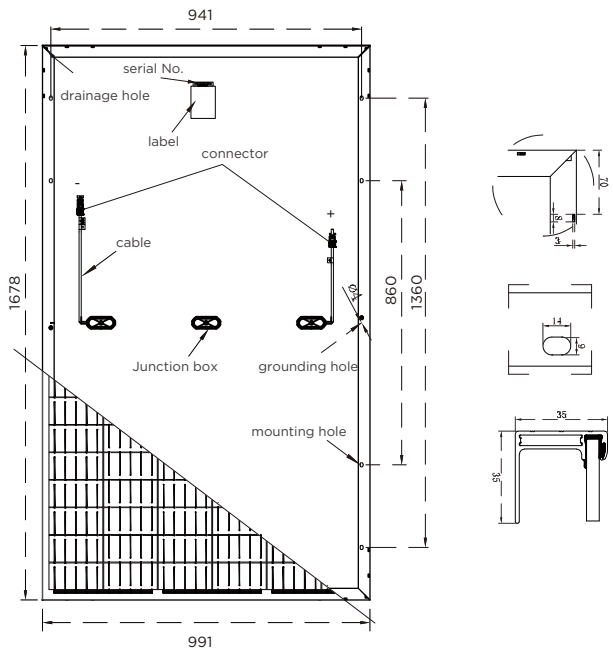
Top runner of smart PV module

Factory Address: No.358 Tianhe Road, Luyang Industrial Park, Hefei City, Anhui, China
Office Address: Floor 1-3, 6#A, Gongtuo Xinglu Industrial Park, Hefei City, Anhui, China
Email: dhsolar@dh-solar.cn **Tel:** +86-551-65176633

Half-Cell High Efficiency PV Module

HCP60 280W-290W

Design



Mechanical Specification

Cells Type	Poly 156.75×78.375mm
Weight	18.6kg
Dimension (L×W×T)	1678×991×35mm
Output Cables	300/400mm, 4.0mm ²
No.of Cells	120 (6×20)
Glass	3.2 mm High Transmission, Antireflection Coating
Junction box	IP68, 3 Bypass Diodes
Connector	QC4
Packing	30pcs/pallet, 396pcs/20GP, 858pcs/40HQ

Operating Parameters

Maximum system voltage	1000V/1500V DC
Operating Temperature	-40 ~ +85℃
Maximum series fuse rating	20A
Snow load, frontside	5400Pa
Wind load, backside	2400Pa
Nominal operating cell temperature	45℃±2℃
Application level	Class A

Electrical Characteristics(STC)

Module Type	HCP60-280W	HCP60-285W	HCP60-290W
Maximum Power (Pmax)	280W	285W	290W
Open-circuit Voltage (Voc)	39.3V	39.5V	39.7V
Maximum Power Voltage (Vmp)	32.3V	32.6V	32.9V
Short-circuit Current (Isc)	9.20A	9.26A	9.30A
Maximum Power Current (Imp)	8.67A	8.75A	8.81A
Module Efficiency (%)	16.84%	17.14%	17.44%
Power Tolerance		0~+5W	
Temperature Coefficient of Isc		0.05%/℃	
Temperature Coefficient of Voc		-0.32%/℃	
Temperature Coefficient of Pmax		-0.41%/℃	
Standard Test Environment	Irradiance 1000w/m ² , Cell temperature 25℃, Spectrum AM1.5		

Electrical Characteristics(NOCT)

Module Type	HCP60-280W	HCP60-285W	HCP60-290W
Maximum Power (Pmax)	209W	213W	215W
Open-circuit Voltage (Voc)	36.1V	36.4V	37.2V
Maximum Power Voltage (Vmp)	29.6V	29.9V	30.0V
Short-circuit Current (Isc)	7.42A	7.47A	7.57A
Maximum Power Current (Imp)	7.06A	7.12A	7.15A
Standard Test Environment	Irradiance 800w/m ² , Cell temperature 20℃, Spectrum AM1.5, Wind speed 1m/s		