



SHIFTING THE FUTURE



Eclipse Module
305W-320W

BEHIND THE ECLIPSE


We challenged ourselves to push the boundaries of PV technology and pioneer new innovations in solar module design. The design of the Eclipse module takes into consideration every element that defines a perfect solar module. The culmination of our efforts is a module that is superior in performance, reliability, safety, and value.




The Eclipse module takes advantage of Seraphim's innovative module technology, using traditional solar cells to increase efficiency and reliability while reducing BOS cost. The Eclipse module bridges the gap between functionality and design, providing an elegant solution to all your solar energy needs.



15% Greater Return on Projects



Significantly Reduced Hot-Spot Effect



10% Reduction in BOS and Installation Cost



More Benefits

- Better performance under shade
- Beautifully designed
- 5400Pa Mechanical Load

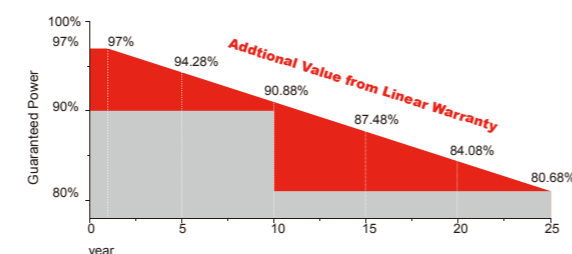
Certifications



Insurances



Warranty



10 YEARS Guarantee on product material and workmanship
25 YEARS linear power output warranty

Electrical Characteristics

	SRP-305-E01B		SRP-310-E01B		SRP-315-E01B		SRP-320-E01B	
	STC	NOCT	STC	NOCT	STC	NOCT	STC	NOCT
Maximum Power (Pmp)	305	226	310	230	315	233	320	237
Open Circuit Voltage (Voc)	44.10	40.72	44.35	40.94	44.6	41.17	44.85	41.40
Short Circuit Current (Isc)	8.83	7.10	8.92	7.19	9.02	7.24	9.11	7.32
Maximum Power Voltage (Vmp)	35.8	33.57	36.0	33.75	36.2	33.93	36.4	34.14
Maximum Power Current (Imp)	8.52	6.74	8.62	6.82	8.71	6.87	8.80	6.94
Module Efficiency at STC(ηm)	17.93		18.23		18.52		18.81	
Power Tolerance	(0,+4.99)							
Maximum System Voltage	1000 (TÜV), 1000 (UL)							
Maximum Series Fuse Rating	20A							

STC: Irradiance 1000 W/m² module temperature 25°C AM=1.5;
NOCT: Irradiance 800 W/m² ambient temperature 20°C wind speed :1m/s
Power measurement tolerance: +/-3%

Temperature Characteristics

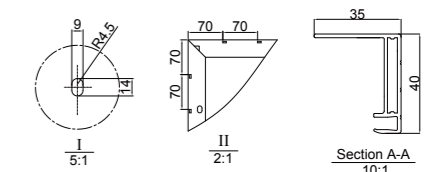
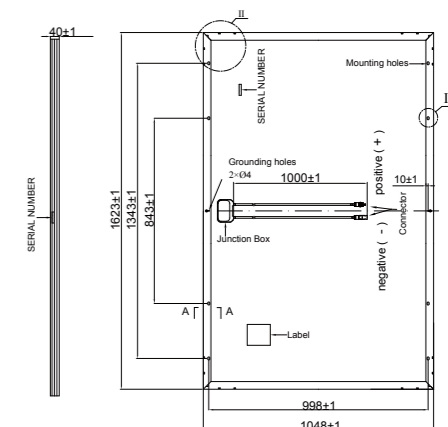
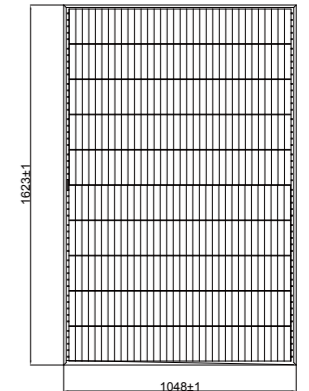
Pmax Temperature Coefficient	-0.40 %/°C
Voc Temperature Coefficient	-0.32 %/°C
Isc Temperature Coefficient	+0.05 %/°C
Operating Temperature	-40 ~ +85 °C
Nominal Operating Cell Temperature (NOCT)	45±2 °C

Mechanical Specifications

External Dimensions	1623x 1048x 40 mm
Weight	19.0 kg
Solar Cells	Mono crystalline
Front Glass	3.2 mm tempered glass, low iron
Frame	Anodized aluminium alloy
Junction Box	IP67
Output Cables	4.0 mm ² , cable length: 1000 mm
Connector	MC4 Compatible
Mechanical Load	5400 Pa

Packing Configuration

	1623x 1048x 40 mm
Container	40'HQ
Pieces per Pallet	26
Pallets per Container	28
Pieces per Container	728



I-V Curve (SRP-320-E01B)

